



April Newsletter


Ammo and Pellet Testing

You can have a good rifle and a good scope, but the thing that hits the target and makes the hole in the right place is the bullet or pellet!
So I thought it would be a good idea to talk about batch testing and what is out there for you to find the best out of your ammo and pellets.

Air Gunners

The association is getting more and more air gunners looking to join and asking what can they do to get the most out of their kit. For those veterans that are shooting already, I'm sure will agree that finding the best weight and best looking rounds is all important to getting that best out of the pellets. Unlike Rimfire there are a lot of different manufacturers out there to choose from and finding the one that suits your air rifle best for the kind of targets that we shoot means trying different types till you find one that seems more constant than the rest.

Once you have done that, then it is worth sorting through the pellets to find the ones that maybe miss shaped or dented. Yes this is time consuming and means you might need to get the magnifying glass out. But finding the pellets that are duds could make the difference between a 10 and 10X.



I had some pellets left over from the days when I shot air rifle and just grabbed a few to take a picture of. You can see clearly what we are talking about here. Out of the seven stood up on their heads only 3 would I consider worth using as the others are dented or miss shaped that would not be worth putting down the barrel on a match card.

Once you have sorted the good shaped ones out then you may want to consider weighing each pellet with electronic scales. I did this as an experiment with some .177 pellets and found an average of 7.7gn but others that weighed 6.2gn. That is some variation and is going to effect what that round is going to do.

It's all about consistency in how you shoot and what you shoot. Being that lead is very soft you may want to look after these precious pellets and buy or make a container to hold them separately.



Looking on the web I found one company that does such a box called Intershoot. Their web address is www.intershoot.co.uk and if you look under sundries you will find it there. It maybe worthwhile emailing them to find out what size pellets it holds as this information is not on the website. Cost is £15 plus shipping or if you are DIY person maybe you could make something up cheaper!

Rimefire Shooters

For the Rimfire guys we know how important it is to get the best batch of ammo we can, which can work out expensive process if you are able to go to Eley to batch test. But even with in the batch you can still have that flyer that will mess your card up.


Compared to air gun there are some tools that have been design to help in this matter. Measuring the rim thickness has proved to be away of finding those dud rounds or flyers. It's also useful to know what size the headspace between the bolt and barrel is so that you can choose the thickness that is going to be best suited. A good gunsmith can do this for you or you maybe able to this yourself.



There are few Rimfire gauges on the market that can do the job and below are just some that I have found and tried.



Stoney Point from America has had this device around for some time, but needs a micrometer to be able to use it.




Once you have attached the three parts together you place the round in and move the slide to get the reading. I can tell you this can be boring and time consuming, but if you want to get the best out of your expensive ammo then it's worth it.

The downside on this model is that they are dam hard to find any dealer in the UK that sells them. You may find that Rimefire Magic might be able to hold of them or if your really lucky your local dealer.



This one I found on Intershoot website that sells for £79 which is a lot of money for what it is and I am not even sure how it works. If anyone has one I would be interested to know how it works and is worth the money.



This is one that has been designed by Cicognani and is an all-in-one gauge and gives details of what the gauge is doing and looking for. I am currently waiting for one that I have ordered and will be looking forward to using it. This one sells for €130 which is about £104.50 which is not cheap but put it against the Intershoot one I think I would rather spend a bit more money have a proper reading of the thickness of the rimfire.



Again weighing each round can also differ by a couple grains but all this work is to make sure that when you do your match card you have the right ammo to do the job. It's just a case of taking out some of those variations that can make all the difference.

Summer season has started

Well when I say summer, not sure if I have the right word as it feels more like winter. But a new season has begun and I would like to wish you all good luck and may the best man, women or junior win.

If you have a topic that you would like to talk about or more information on then all you have to do is email me at: andydubreuil@talktalk.net. And if I don't know I'm sure there will be someone out there that will

Till next time... good shooting!

Andy Dubreuil